

Introduction

Thank you for choosing DNA Tribes personal genetic analysis. Your results come in four parts: Genetic Profile, Native Match, Global Match, and Continent Match.

Genetic Profile: Your unique genetic profile includes your actual allele values from 13 genetic markers distributed throughout your autosomal chromosomes. At each locus, you have two values: one allele inherited from your father, and one allele inherited from your mother, for a total of 26 values.

Native Match: These results are your Top 10 closest matches in a database of 208 native populations that have experienced minimal movement and admixture in modern history (roughly, the last 500 years). Each top match is listed with a **Match Likelihood Index** (MLI) score that represents your odds of belonging to that population relative to your odds of belonging to a generic human population. The scale below provides general guidelines for interpreting Native Match scores:

40+ (yellow): Excellent. Indicates likely common ancestry with this population.
30-39 (orange): Good. Indicate probable common ancestry with this population.
20-29 (red): Fair. Indicate possible common ancestry with this population.
10-19 (purple): Weak. Indicates general regional affiliation or a similar pattern of admixture.
0-9 (blue): Poor. Can give clues as to primary ancestry, but ancestry or admixture from other populations is likely.

Global Match: These results are your 10 closest matches in a database of 349 global populations, including native peoples as well as diaspora groups that expanded from their homelands and sometimes admixed with other populations in recent history. Each top match is listed with a **Match Likelihood Index** (MLI) score that represents your odds of belonging to that population relative to your odds of belonging to a generic human population. The scale below provides general guidelines for interpreting Global Match scores:

40+ (yellow): Excellent. Indicates likely common ancestry with this population or a similar specific pattern of ancestry.
30-39 (orange): Good. Indicate probable common ancestry with this population or similar pattern of ancestry to this population.
20-29 (red): Fair. Indicates possible common ancestry with this population or a pattern of ancestry similar to this population.
10-19 (purple): Weak. Indicates general regional affiliation or a similar general pattern of admixture to this population.
0-9 (blue): Poor. Suggests a general affiliation of the individual, but ancestry or admixture from other populations is likely.

Continent Match: These results indicate your likelihood of membership in four major continental clusters. Your Continent Match results include a score that indicates the location and likelihood of your matches. A high Continent Match score indicates your likely continent of origin, while lower scores indicate origins near intercontinental boundaries or substantial admixture. The scale below provides general guidelines for interpreting Continent Match scores:

200+: Excellent. Indicates individual is typical of continental cluster.
100-199: Good. Indicates the likely continent of origin.
50-99: Fair. Indicates the probable continent of origin, but with possible admixture or origins near intercontinental regions.
0-49: Ambiguous. Indicates likely substantial admixture or origins from intercontinental regions (such as India and Siberia).

What's Your Tribe? Find out at www.dnatribes.com

Part A: Genetic Profile

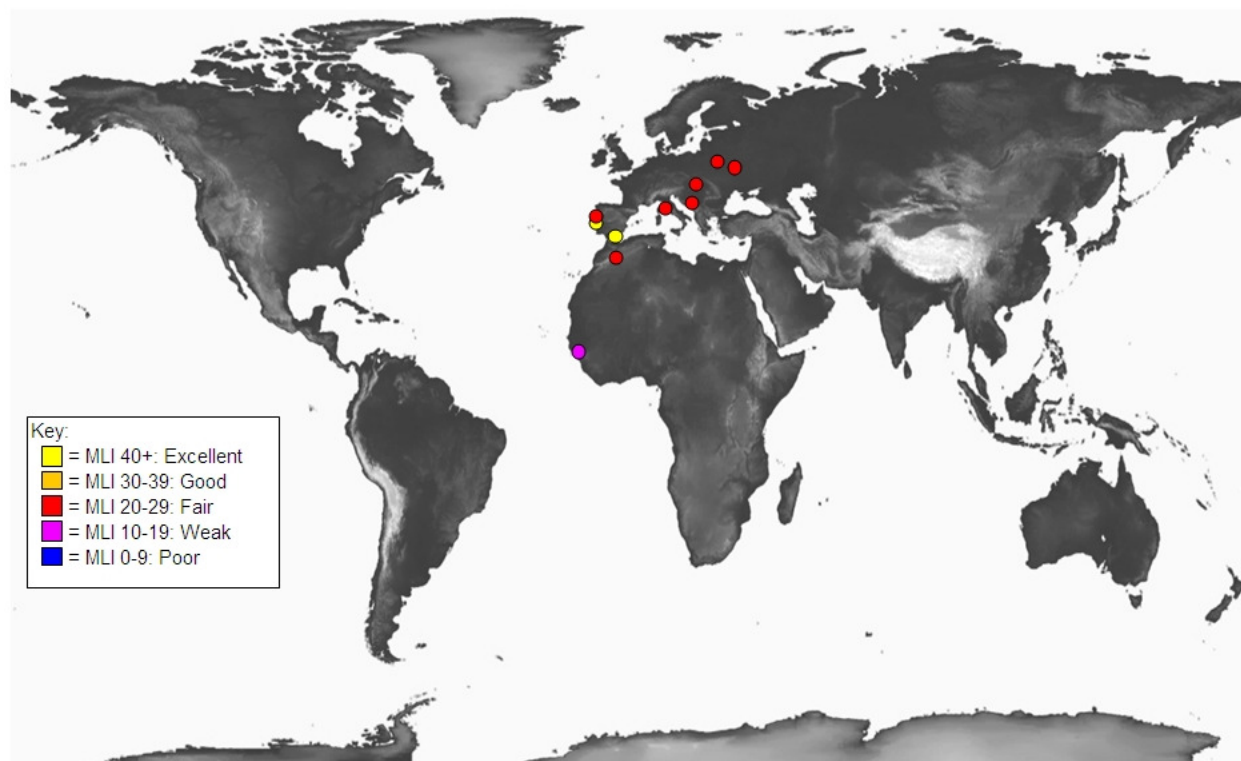
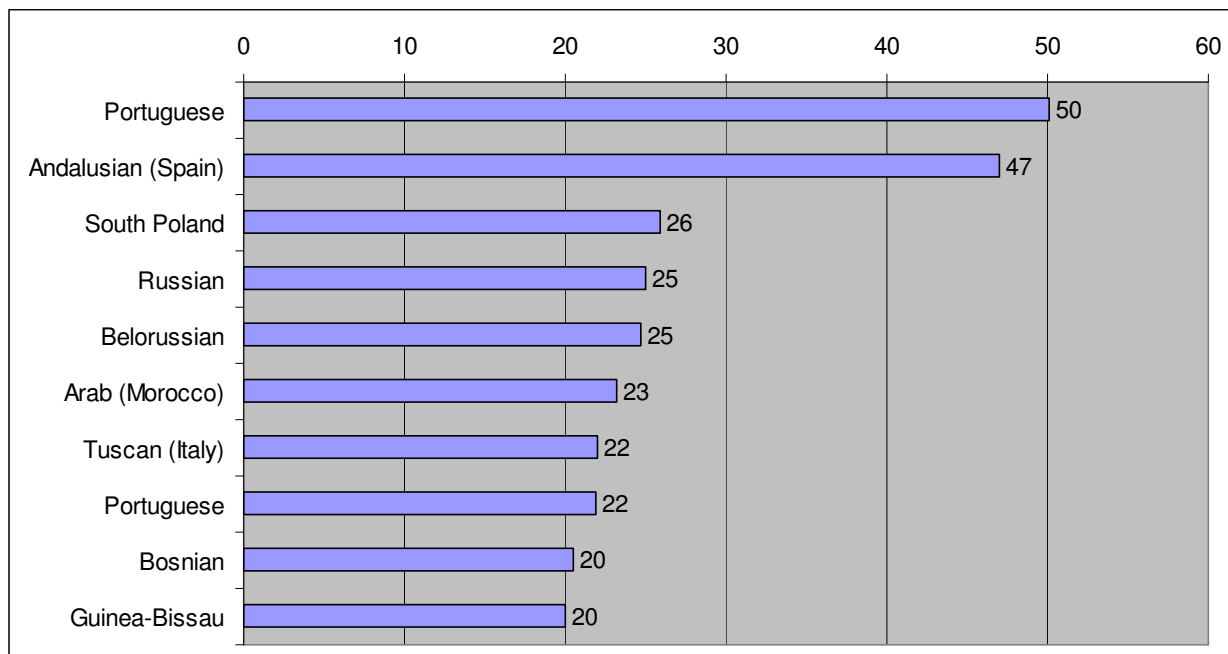
CONFIDENTIAL INFORMATION: Below is your unique genetic profile, which DNA Tribes uses to find your best matches around the world. Because this profile identifies you personally, DNA Tribes recommends that you treat the genetic profile on this page as strictly confidential information.

Autosomal STR Profile

	Allele Values	
	Allele 1	Allele 2
Amelogenin	X	Y
CSF1PO	12	12
D3S1358	16	16
D5S818	12	12
D7S820	10	10
D8S1179	13	13
D13S317	11	11
D16S539	12	12
D18S51	16	16
D21S11	30	30
FGA	22	23
TH01	9.3	9.3
TPOX	8	8
vWA	16	16

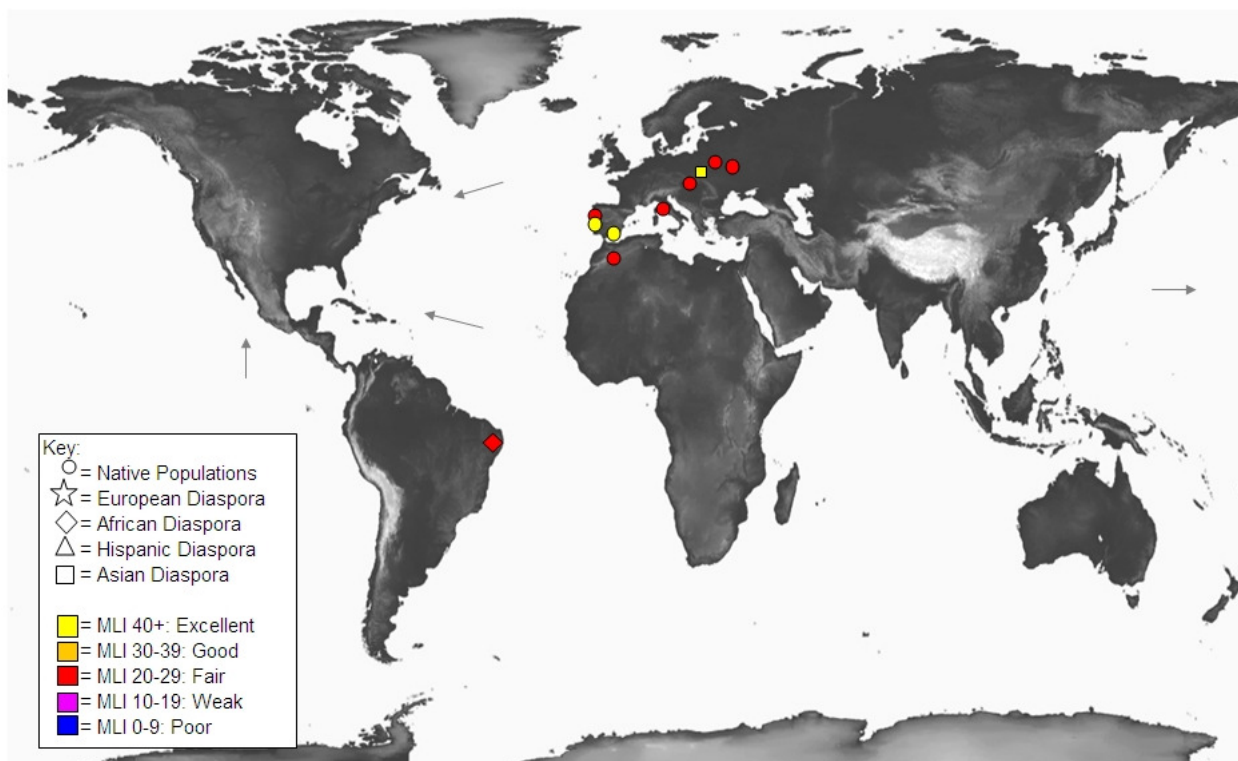
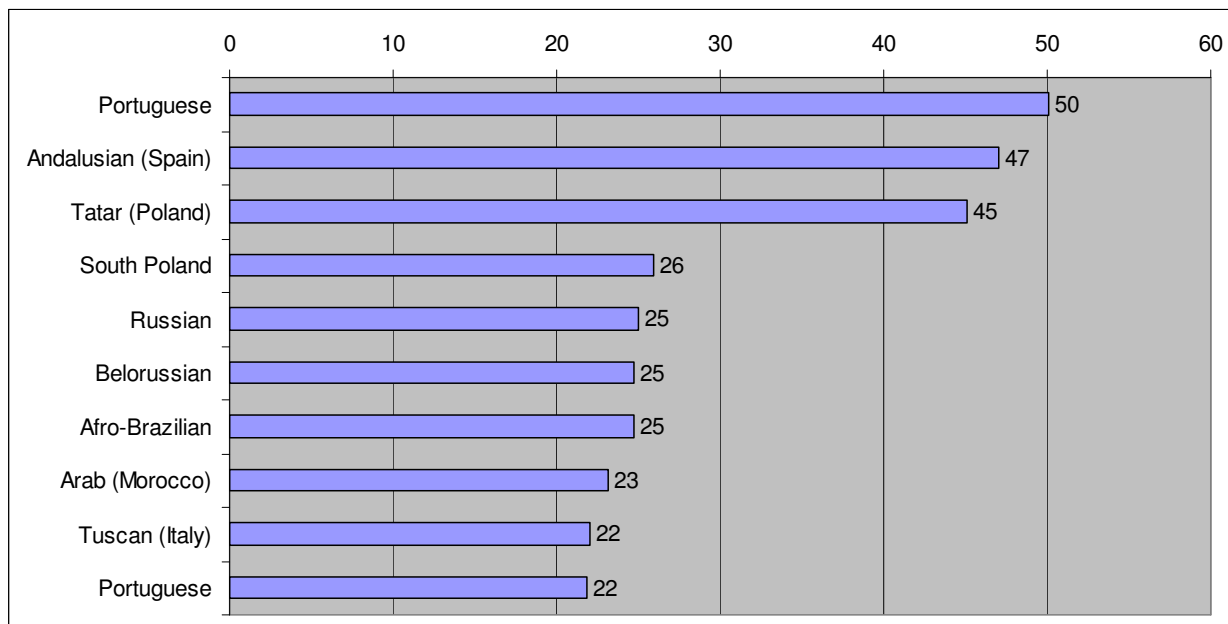
What's Your Tribe? Find out at www.dnatribes.com

Part B: Native Match



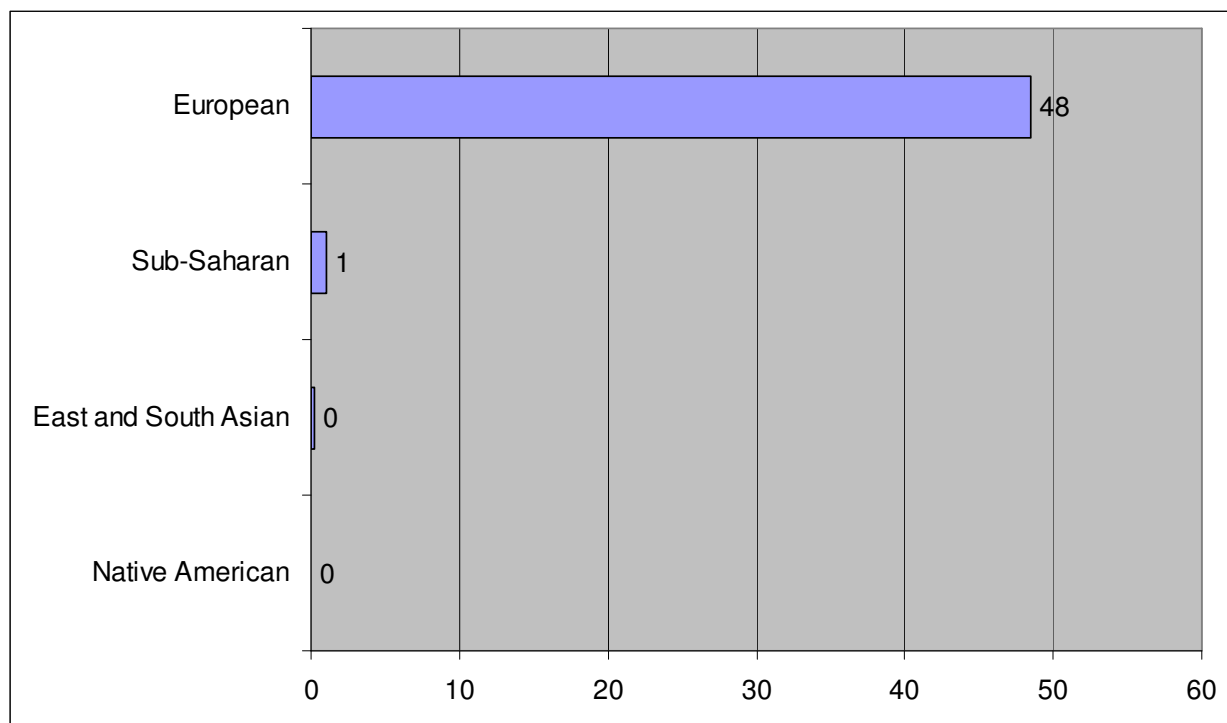
What's Your Tribe? Find out at www.dnatribes.com

Part C: Global Match



What's Your Tribe? Find out at www.dnatribes.com

Part D: Continent Match



These results indicate your likelihood of membership in four major continental clusters. Your Continent Match results include a score that indicates the location and likelihood of your matches. A high Continent Match score indicates your likely continent of origin, while lower scores indicate origins near intercontinental boundaries or substantial admixture. The scale below provides general guidelines for interpreting Continent Match scores:

200+: Excellent. Indicates individual is typical of continental cluster.

100-199: Good. Indicates the likely continent of origin.

50-99: Fair. Indicates the probable continent of origin, but with possible admixture or origins near intercontinental regions.

0-49: Ambiguous. Indicates likely substantial admixture or origins from intercontinental regions (such as India and Siberia).